



**DEALER**

**EQUIPMENT**

**HEADQUARTERS**

**Material Handling Catalog**



# The DEH Difference

---

DEH is a stocking distributor of pallet rack, shelving, wire decking and other warehouse items. We provide dealers and re-sellers with quality products and services with the goal of helping to stay on schedule and within budget.

The DEH team has more than 20 years of experience in the material handling field. You can look to us as your trusted resource for all questions pertaining to racking systems and other material handling solutions. We're here to help you provide solutions to your customers.

The longevity of DEH in the material handling industry has allowed us to form partnerships with engineering, installation, and project management companies. As a result, we can work with you so that you can provide these services to your customer.

## What Our Customers Have to Say About the DEH Difference

---

“My experience with DEH has been positive. Quick response and typically have stock of the items I need. Their ability to ship orders on time goes a long way with helping to keep our customer happy.”  
-Joe Vander Zanden, Indoff, Inc.

“Working with DEH was easy and enjoyable. Customer service answered my questions and sent me a quote in a timely manner. The DEH representative was courteous and guided me through how to order the product for my customer and followed up on my inquiry as to when order was received and shipped. A good all-around experience.”  
-John Gilles, Power-Draulics



Pages 3-16

Product Retrieval and Transport

Wire Carts / 3	Hand Trucks / 8	Pallet Trucks /13
Ladder Carts / 5	Platform Trucks / 9	Portable Conveyors / 14
Service Carts / 5	Plastic Trucks / 12	Ladders / 15

Pages 17-28

Product Storage

Bins / 17	Bulk Containers / 20
Trays / 20	Hampers / 27

Page 29-33

Product Preparation and Packaging

Industrial Workbenches and Stations / 29	Strapping Machines / 33
Stretch Wrapping Machines / 31	Hot Melt Tape / 33

Pages 34-36

Loading Dock Items

Dock Seals / 34	Dock Track Protectors / 35
Dock Bumpers / 34	Dock Safety Gates / 35
Dock Lights / 34	Dock Traffic Control / 35

Pages 36-38

Facility Safety

Rack and Asset Protection / 36
Fans / 38

Wire Carts

Enclosed Wire Carts



Enclosure carts are an effective way to keep contents from moving or falling off during transportation. Enclosure carts using rods and tabs are adaptable to any shelf position. Enclosure dolly base truck using rods and tabs allows for heavier load transport. The rods and tabs act as a perimeter to retain product.

- Capacity: 600 lbs. - 800 lbs.

Depth	Width	Height	Shelves
18"	36", 48", 60"	69", 70", 80", 81"	4
24"	36", 48", 60"	69", 70", 80", 81"	4, 5

Wire Utility Carts



Wire utility carts may be small, but they are strong and nimble! The U-shaped handles provide an ergonomic push height that is easy for the user to maneuver. Polyurethane casters give the cart excellent rollability and keeps noise to a minimum.

- Consists of 2 U-handles and 4 swivel casters (2 with brakes)
- Chrome wire, black wire, or solid shelf combinations
- Capacity: 800 lbs.

Depth	Width	Height	Shelves
18"	36", 42", 48"	37.5"	2, 3
24"	36", 42", 48"	37.5"	2, 3

Mobile Wire Carts



Mobile wire stem caster carts add a flexibility transport system to any operation. The wire shelves allow for air circulation and high visibility, while the solid shelf in the bottom position prevents dust and dirt to rise and contains spillage, making it an easy way to transport fluids and small packaged items.

- Capacity: 600 lbs. - 800 lbs.

Depth	Width	Height	Shelves	Capacity (Lbs.)
18"	36", 48", 60"	69", 70", 80", 81"	4, 5	600
24"	36", 48", 60"	69", 70", 80", 81"	4, 5	600
36"	18", 24"	69", 80"	4	800
48"	18", 24"	69", 80"	4	800
60"	18", 24"	69", 80"	4	600

## Wire Bin Carts



Modular in design, the slide positions are adjustable on 1" centers enabling the cart to work with various bins and/or trays.

- Finish: Chrome
- Dividable Grids Options: 2 or 3 dividers available

Dimensions (L x W x H)	Width
21" x 24" x 45"	4
21" x 24" x 69"	7, 11
24" x 36" x 69"	4
24" x 48" x 69"	4
24" x 60" x 69"	4

Dimensions (L x W x H)	No. of Bins
36" x 30" x 42"	4
36" x 30" x 69"	10

Custom sizes or number of bins available.

## Wire Security Carts with Stem Casters



Chrome wire security carts allow a high degree of visibility to products while they remain safe and secure. These heavy duty security carts can be stationary or mobile by adding stem casters or a dolly base with plate casters. Security doors and panels can be purchased separately if you wish to change an existing cart or shelving system unit into a security unit.

- Capacity: 600 lbs. - 800 lbs.

Depth	Width	Height	Capacity (Lbs.)
36"	24"	60", 63", 69", 70"	800
48"	24"	60", 63", 69", 70"	800
60"	24"	60", 63", 69", 70"	600

## Wire Tray Carts



Tray carts are offered in half size and full size units, designed to handle work in process. Trays can be used on tray cart for conductive applications with the addition of aluminum split sleeves and a drag chain. Tray stops can be added to retain trays during transporting. All trays are manufactured of fiberglass reinforced thermoset material and can withstand temperatures of -40° to 250°F.

- Finish: Chrome
- Tray Capacity: 200 lbs., evenly distributed
- Tray Size: 18" x 26"

Outer Dimensions	Tray Capacity
30" x 18" x 39"	19
30" x 21" x 39"	31
30" x 18" x 69"	39
21.75" x 27" x 69"	38



Ladder Carts

Aluminum ladder carts provide increased efficiency for picking and packaging operations. All welded construction delivers extra strength for heavy loads. 5" wheels are standard, can be upgraded to increase capacity.

Dimensions (L x W x H)	Weight Cap (Lbs.)	No. of Steps	No. of Shelves
20" x 45" x 50"	500	3	2
20" x 45" x 50"	500	3	2
20" x 45" x 71.5"	500	5	3
21.5" x 49" x 71.5"	500	5	3
21.5" x 49" x 85"	500	5	3
30.5" x 70" x 108"	130	5	3



Service Carts

12-Gauge Medium-Duty Service Carts



Rugged use carts for transporting small packages, parts, and heavy items. Durable 12-gauge steel shelves and caster mounts for long lasting use.

- Capacity: 1,200 lbs., evenly distributed
- 1.5" shelf lips up for retention

Width Range	Length Range	Overall Height	No. of Shelves	Shelf Clearance
24" - 36"	30" - 72"	39"	2	25"
18" - 36"	24" - 72"	35"	2	25"
18" - 36"	24" - 72"	35"	3	12"
24" - 36"	30" - 72"	39"	3	12"
24" - 30"	30" - 72"	35"	3	19"

12-Gauge Reinforced Heavy-Duty Service Carts



Extra-durable carts for transporting heavier items, and super heavy-duty carts for transporting materials.

- Capacity: 2,400 lbs. - 4,800 lbs., evenly distributed
- 1.5" top shelf lips down, flush, and other shelves lips up

Width Range	Length Range	Overall Height	No. of Shelves	Shelf Clearance	Capacity (Lbs.)
24" - 36"	30" - 72"	38"	2	25"	4,800
24" - 36"	30" - 72"	36"	2	25"	2,400
24" - 36"	30" - 72"	36"	3	12"	2,400
24" - 36"	30" - 72"	38"	3	12"	4,800

### 14-Gauge Medium-Duty Service Carts



Medium-duty steel carts for transport of heavy items.

- Capacity: 800 lbs., evenly distributed
- 1.5" top shelf lips up for retention

Width Range	Length Range	Overall Height	No. of Shelves	Shelf Clearance
18" - 24"	24" - 48"	33"	2	25"
18" - 24"	24" - 48"	33"	3	11"
18" - 24"	24" - 48"	40"	2	20"
18" - 24"	24" - 48"	28"	2	20"

### Medium-Duty, Low Profile Service Carts



Low, flush top shelf for a shorter distance when lifting heavier items.

- Capacity: 1,200 lbs., evenly distributed
- 1.5" bottom shelf lips up for retention

Width Range	Length Range	Overall Height	No. of Shelves	Shelf Clearance
18" - 36"	24" - 72"	35"	2	20"
18" - 36"	24" - 72"	37"	2	17"
18" - 36"	24" - 72"	39"	2	17"
24" - 36"	30" - 72"	43"	2	17"
24" - 30"	36" - 60"	43"	3	9"
24" - 30"	36" - 60"	39"	2	9"

### Heavy-Duty, Low Profile Reinforced Service Carts



Extra durable carts (flush top) for heavy metal parts, dies, and more.

- Capacity: 2,400 lbs. - 4,800 lbs., evenly distributed
- 1.5" top shelf lips up for retention

Width Range	Length Range	Overall Height	No. of Shelves	Shelf Clearance	Capacity (Lbs.)
24" - 36"	30" - 72"	40"	2	17"	4,800
24" - 36"	30" - 72"	42"	2	17"	2,400
24" - 30"	36" - 60"	40"	3	9"	2,400
24" - 30"	36" - 60"	43"	3	9"	4,800

12-Gauge Service Carts with Ergonomic Handles



Extra and super heavy-duty carts for transporting materials. With ergonomic handle.

- Capacity: 1,200 lbs. - 4,800 lbs., evenly distributed
- 1.5" top shelf lips down (flush) and other shelves lips up

Width Range	Length Range	Overall Height	No. of Shelves	Shelf Clearance	Capacity (Lbs.)
24" - 36"	30" - 72"	40"	3	12"	2,400
24" - 36"	30" - 72"	42"	3	25"	4,800
24" - 36"	30" - 72"	40"	2	25"	2,400
18" - 36"	30" - 72"	39"	2	25"	1,200
24" - 36"	30" - 72"	39"	3	12"	1,200
24" - 36"	30" - 72"	43"	2	25"	1,200

12-Gauge Service Carts with Writing Stand Handles



Rugged general use carts with a built-in writing stand for record keeping.

- Capacity: 1,200 lbs., evenly distributed
- 1.5" shelf lips up for retention

Width Range	Length Range	Overall Height	No. of Shelves	Shelf Clearance
18" - 36"	30" - 72"	39"	3	12"
18" - 36"	30" - 72"	39"	2	25"

Stainless Steel Service Carts



The stainless steel utility cart is a mobile application used for the effective transportation and storage of items.

- Open shelving allows for easy access to stored items
- Capacity: 1,200 lbs., evenly distributed

No. of Shelves	Outer Dimensions
2, 3	18" x 36" x 37.5"
2, 3	18" x 42" x 37.5"
2, 3	18" x 48" x 37.5"
2, 3	24" x 36" x 37.5"
2, 3	24" x 42" x 37.5"
2, 3	24" x 48" x 37.5"



### Convertible Hand Truck



- Overall width: 21"
- Frame width: 12"
- Platform bed length: 47.5"
- Nose plate: 18" x 7.5" die cast aluminum



- Capacity:
  - Hand truck: 500 lbs.
  - Platform truck: 1,000 lbs.
- 10" Wheel Options:
  - Microcellular foam
  - Interlocking microcellular foam
  - Balloon cushion

### Long Convertible Hand Truck



- Overall width: 21"
- Frame width: 12"
- Platform bed length: 51"
- Nose plate: 18" x 7.5" die cast aluminum



- Capacity:
  - Hand truck: 500 lbs.
  - Platform truck: 1,000 lbs.
- 10" Wheel Options:
  - Microcellular foam
  - Interlocking microcellular foam
  - Balloon cushion

### Extra Long Convertible Hand Truck



- Overall width: 22.75"
- Frame width: 14"
- Platform bed length: 53.75"
- Nose plate: 18" x 9" die cast aluminum



- Capacity:
  - Hand truck: 500 lbs.
  - Platform truck: 1,250 lbs.
- 10" Wheel Options:
  - 4-ply pneumatic
  - Microcellular foam
  - Balloon cushion

## Platform Trucks

### Raised Platform Trucks



These platform trucks are raised up to allow for easier load and unload with less lifting and bending. Heavy-duty options are represented with flush load, as well as steel decks with lips up for retention.

- Standard Dimensions (W x L): 24" x 48", 30" x 60"
- Heights are fixed or adjustable, varies by model
- Capacity: 1,200 lbs. - 2,000 lbs.

#### OPTIONS

- Structural foam
- 12-gauge steel - flush deck
- 12-gauge steel - retention lipped deck
- Hardwood
- Ergonomic height instrument



### Medium-Duty Platform Trucks



Durable 12-gauge steel flatbed transporter for packages and boxes.

- Width Options: 18", 24", 30", 36"
- Length Options: 36", 48", 60", 72"
- Deck Height Options: 9", 12"
- Capacity: 1,200 lbs. - 2,000 lbs.

#### OPTIONS

- Flush lip
- Retention lip
- Pneumatic casters
- Non-skin instrument



### Heavy-Duty Platform Trucks



Heavy and extra heavy-duty steel flatbed transporters, with a durable 12-gauge steel platform and 12-gauge caster mounts. Deck has extra underbracing on some models for extra support.

- Width Options: 24", 30", 36"
- Length Options: 36", 48", 60", 72"
- Deck Height Options: 9", 10", 12"

#### OPTIONS

- 2,000 lbs. capacity with 5" casters
- 3,000 lbs. capacity with 6" casters
- 4,000 lbs. capacity with 8" casters



### Plastic Decked Platform Trucks



Heavy-duty plastic flatbed transporters with an all welded frame, constructed of HDPE-molded structural plastic deck, damage and chemical resistant surface.

- Width Options: 24", 30"
- Length Options: 48", 60"
- Deck Height: 10"
- Capacity: 2,500 lbs., evenly distributed

#### OPTIONS

- Flush plastic deck with 4 wheels
- Flush plastic deck with 6 wheels



### Wood Capped Steel and Hardwood Platform Trucks



Heavy-duty flatbed transporters, complete with higher deck levels for easier load and unload with less lifting and bending.

- Width Options: 24", 30", 36"
- Length Options: 48", 60", 72"
- Deck Height Options: 19", 20"
- Capacity: 2,500 lbs., evenly distributed

#### OPTIONS

- High deck steel
- High deck wood capped steel
- High deck steel with rails



### Long Roll, Stakes, and Diamond Plate Platform Trucks



Heavy duty steel flatbed transporter for longer materials. Side rails help keep materials securely on the cart, with a platform that lips down for flush load and unload.

- Width Options: 18", 24", 30", 36"
- Length Options: 36", 48", 60", 72"
- Deck Height Options: 9", 10"
- Capacity: 1,200 lbs. - 2,000 lbs., evenly distributed

#### OPTIONS

- Long roll with sides
- Removable stakes
- Diamond-plate deck





### Wire-Sided Platform Trucks



Wire-sided heavy-duty wood deck transporter for packages and boxes. Sealed wood deck for long lasting use, with a flush deck for easy load and unload.

- Standard Dimensions (W x L): 24" x 48", 30" x 60"
- Deck Height: 10"
- Capacity: 1,200 lbs.

#### OPTIONS

- 2 wire ends
- 2 wire ends and 1 wire side
- 2 wire ends and 2 wire sides



### Twin Handle Platform Trucks



Heavy-duty steel flatbed transporter for packages and boxes, with twin 1.25" tubular handles (each end) with smooth radius bend for comfort and uniform appearance.

- Width Options: 18", 24", 30", 36"
- Length Options: 36", 48", 60", 72"
- Deck Height Options: 9", 10"
- Capacity: 1,200 lbs. - 3,000 lbs., evenly distributed

#### OPTIONS

- 4-wheeled
- 6-wheeled



### Push and Pull Platform Trucks



Heavy-duty steel flatbed transporters, with a durable 12-gauge steel platform and 12-gauge caster mounts.

- Width Options: 18", 24", 30", 36"
- Length Options: 36", 48", 60", 72"
- Deck Height Options: 8", 9"
- Capacity: 1,200 lbs., evenly distributed

#### OPTIONS

- Diamond patterned casters
- Tubular deck



Deep Box Platform Trucks



Heavy-duty flatbed transporters with walls for retention.

- Width Options: 24", 30"
- Length Options: 48", 60"
- Deck Height: 9"
- Capacity: 2,000 lbs., evenly distributed

OPTIONS

- 3" wall height
- 6" wall height
- 12" wall height



Plastic Trucks

Heavy-Duty Plastic Linen Transport Trucks



Tough polyethylene construction with a number of available options including custom designs, drain holes, stenciled numbers and letters, hinged lids, handles, and spring lifts.

MATERIAL OPTIONS

- Phenolic
- Polyurethane
- Steel
- Hi-tech poly
- Hi-tech rubber

Inside Dimensions	Outside Dimensions	Volume
46"x26.5"x46"	46"x26.5"x46"	36 ft <sup>3</sup>

Plastic Forkliftable Trucks



Two-way forkliftable plastic bulk truck for material handling, bulk laundry and textiles. Tough polyethylene construction with a number of available options including custom designs, drain holes, stenciled numbers and letters, hinged lids, handles, and spring lifts.

MATERIAL OPTIONS

- Phenolic
- Polyurethane
- Steel
- Hi-tech poly
- Hi-tech rubber

Inside Dimensions	Outside Dimensions	Volume
45"x44"x36"	46"x45"x41"	48 ft <sup>3</sup>

## Pallet Trucks

Designed for smooth operation and easy handling for less fatigue and higher efficiency. Constructed to maintain optimal contact with floor, which helps users easily maneuver across dock plates, in and out of trailers and over uneven floors.

Pallet trucks feature solid construction and generous use of steel – especially at critical stress points – to deliver long-lasting performance as well as offer corrosion and rust protection. The steer and load wheels are engineered with high quality components and bearings to provide a low rolling resistance.

### Manual Pallet Truck



- One-piece formed forks for maximum durability
- Hydraulic system tested to more than one million cycles
- Capacity: 5,000 lbs.
- Size options:
  - 27"W, 48"L, 6.3" fork width
  - 20"W, 48"L, 6.3" fork width
  - 20"W, 36"L, 6.3" fork width

#### TRAY OPTION

- Features a factory installed load tray with 50 lb. capacity.
- Ideal for storage or transportation of small items.
- 27"W, 48"L, 6.3" fork width

### Scissor Lift Pallet Truck



- Features an electrically powered hydraulic system
- Compatible with skids, totes and open-bottom pallets
- Also available with manual operation
- Capacity: 2,200 lbs.
- Size: 21.25"W x 5.3"L x 6.3" fork width

### Motorized Pallet Truck



- Increased maneuverability and productivity
- Easy-to-use controls with programmable performance levels
- Capacity: 4,500 lbs.
- 28" W



### Gravity Flexible Conveyors

- Easily expands to reach from within a store or from the end of a fixed conveyor to load and unload trucks
- Can gradually contract or expand as the trailer is filled or emptied
- Can be curved into various configurations to deliver to multiple loading docks
- Available with lighter-duty skate wheels and heavier-duty steel rollers
- Conveyor width, axil center distance, and roller options allow a customized solution specific to any application



### Motorized Flexible Conveyors

- Flexible, expandable, and mobile design helps bridge the gap in transporting items from point A to point B
- Often used to transport items between the main conveyor line and the truck
- Options available to meet package size, type, shape, volume, and weight requirements
- Retracts for convenient storage when not in use
- Available with 1.9" and 1.5" diameter rollers
- Line speed from 0 to 120 FPM
- Adjustable legs
- Optional photo eye integration available to allow zero pressure accumulation




### Portable Conveyor Motorized Transporter

- Reduces the labor involved in moving conveyors in and out of trucks, making loading and unloading faster, easier, and safer
- Simply press the forward button for the transporter to pull your conveyor into a truck. Press the reverse button, and the transporter will push your conveyor back out to the loading dock floor
- Easily travels over dock levelers
- Available with powered roller bed or gravity bed
- Each unit includes multiple emergency stop buttons
- Optional photo eyes available for zero-pressure accumulation. This allows cartons to be held in a queue until the loader is available to remove it. When a carton is removed the conveyor will start again to bring the next carton into position.




## Ladders

### Tread Types




Expanded Metal



Perforated



Solid Tread



Grip Strut

### Portable Crossover Platform



- Clear height options (base on object to be placed over): 28", 38", 48", 58"
- Clear width options (base on object to be placed over): 10", 22", 32"
- Portable, economical way to bridge equipment, such as conveyors
- Climbing angle is 50°, permitting forward descent
- 300 lbs. load rating
- Ladder rests on four legs with rubber crutch tips and does not need to be secured to the floor
- Complies with all applicable requirements of OSHA 1910.29 and ANSI A14.7 standards
- Powder coat finish: beige, dark brown, yellow, black, green, blue, red, white, orange, and light or dark gray
- Tread types available: expanded metal, grip strut

### Lightweight Folding Rolling Ladder



Open



Folded

- Top step height options: 20", 30", 40"
- Perfect for small retail stores and tight work spaces
- 350 lbs. load rating
- 30" high handrails
- In folded form, the ladder stores in less than 10" wide spaces
- The welded construction meets or exceeds the strength and dimensional requirements of OSHA 1910.29, ANSI 14.7, and CAL-OSHA Title 8 safety standards
- Available in steel or aluminum
- Tread types available: perforated, solid, grip strut

### Heavy-Duty Rolling Ladder



- Top step height options: 90", 100", 110", 120", 130", 140", 150"
- 50° climbing angle permits forward descent
- 800 lbs. load rating
- Heavy-duty safe lock caster system
- Meets or exceeds OSHA 1910.29, ANSI A14.7; CAL-OSHA models also available
- Powder coat finish: beige, dark brown, yellow, black, green, blue, red, white, orange, and light or dark gray
- Tread types available: expanded metal, perforated, solid, grip strut

### **450 lb. Capacity Rolling Ladder - Low Reach**



- Top step height options: 12", 20", 30", 40", 50", 60", 70", 80", 90", 100", 110"
- Climbing angle is 59°
- One through four step ladders have spring loaded casters that retract whenever weight is applied, immobilizing the ladder; Five step and up have a safe lock system
- Powder coat finish: beige, dark brown, yellow, black, green, blue, red, white, orange, and light or dark gray
- Tread types available: perforated, solid, grip strut

### **450 lb. Capacity Rolling Safety Ladder - Mid Reach**



- Top step height options: 30", 40", 50", 60", 70", 80", 90", 100", 110", 120", 130", 140", 150", 160"
- One through four step ladders have spring loaded casters that retract whenever weight is applied, immobilizing the ladder. Five step and up have a safe lock system.
- Powder coat finish: beige, dark brown, yellow, black, green, blue, red, white, orange, and light or dark gray
- Tread types available: expanded metal, perforated, solid, grip strut

### **450 lb. Capacity Rolling Ladder - High Reach**



- Top step height options: 50", 60", 70", 80", 90", 100", 110", 120", 130", 140", 150", 160", 170", 180", 190", 200"
- Foot pedal activated lockstep
- Built to OSHA and ANSI standards; CAL-OSHA available
- Gray powder coat finish
- Tread types available: perforated, solid, grip strut

### **600 lb. Capacity Stock Picking Rolling Ladder with Cart**




- Top step height options: 60", 70", 80", 90", 100", 110", 120"
- Combines the benefits of a rolling safety ladder and a stock-picking cart
- Combined 600 lb. capacity: maximum 450 lbs. for ladder, 300 lbs. for storage shelves
- 2 shelves on 6 - 7 step models, 3 shelves on 8 - 12 step models
- Built to OSHA and ANSI standards; CAL-OSHA available
- Gray powder coat finish
- Tread types available: expanded metal, perforated, solid, grip strut



Bins

Hang and Stack Plastic Bins



Optimize your storage space with industry-leading hanging and stacking plastic storage bins. Heavy-duty, industrial-grade polymer bins stack together or hang from louvered racks and panels, rail racks, storage cabinets and louvered carts for high-density storage. They are corrosion-proof and unaffected by weak acids and alkalis. Dividers, lids and a wide range of labeling options are also available.

Length	Width	Height	Order Set Qty.	Load Cap. on Rack (Lbs.)
5.375"	4.125"	3"	24	10
7.375"	4.125"	3"	24	10
9.25"	6"	5"	12	20
10.875"	4.125"	4"	12	20
10.875"	5.5"	5"	12	30
14.75"	5.5"	5"	12	50
10.75"	8.25"	7"	6	50
14.75"	8.25"	7"	12	60
18"	8.25"	9"	6	60
10.875"	11"	5"	6	50
18"	11"	10"	6	60
10.875"	16.5"	5"	6	60
14.75"	16.5"	7"	6	75
18"	16.5"	11"	3	75
8.625"	33"	5"	4	80

Clear Hang and Stack Plastic Bins



Length	Width	Height	Order Set Qty.	Load Cap. on Rack (Lbs.)
5.375"	4.125"	3.25"	16	10
7.375"	4.125"	3.25"	16	10
10.875"	4.125"	3.25"	12	15
10.875"	5.5"	3.25"	12	25

Clear bins provide easy and maximum visibility to users in a sleek, modern design. These clear hang and stack bins are constructed of super-tough polycarbonate and can be used as autoclave for use in medical applications. Optional lids protect contents from dust — will stack with lids in place. Optional clear length and width dividers available. Perfect for a variety of settings, ranging from industrial to healthcare.

Louvered Panel and Rack Handling Bins



Louvered panel and rack handling bins can be hung from any of its four sides on louvered panels or racks. Hang at an angle to create a sloped picking bin to keep parts highly visible and easily accessible. Hanging bins from the long side minimizes intrusion into the workspace. Also hangs from the front or back on rail racks. Louvered panel and rack handling bins feature optional dust-protection lids and dividers. Lids attach to either end of the bin for maximum versatility and nest when empty for space savings.

Length	Width	Height	Order Set Qty.
11.5"	4.125"	4.5"	16
11.5"	6.625"	4.5"	10
11.5"	8.25"	4.5"	8
11.5"	11"	4.5"	6
17.5"	6.625"	6.5"	10
17.5"	8.25"	6.5"	8
17.5"	11"	6.5"	6



Stack-to-Shelf Bins



Industry leading stack-to-shelf bins are constructed of durable industrial-grade plastic and provide a neat and attractive storage solution. The superior construction of these affordable plastic storage bins allows them to be fully loaded without bulging or cracking. Multiple divider slots allow for a greater number of storage options. These bins are a superior alternative to weak and flimsy cardboard bins and work with standard wire or steel shelving. Their one-piece construction is waterproof and unaffected by grease or oil.

Height	Length	Width
4"	11.625" 17.875" 23.625"	2.75"
		4.125"
		6.625"
		8.375"
		11.125"
6"	11.625" 17.875" 23.625"	4.125"
		6.625"
		8.375"
		11.125"
8"	11.625" 15.625" 17.875" 23.625"	4.125"
		6.625"
		8.25"
		11.125"
		16.5"
		22.5"
		33"

Economy Shelf Bins



Length	Width	Height	Load Cap. on Rack (Lbs.)
11.875"	6.625"	5"	12
11.875"	8.375"	5"	15
17.875"	6.625"	7"	24
17.875"	8.375"	7"	24
8.875"	6.625"	5"	6

This small parts storage bin can nest and stack. Help organize work areas and expand storage space without adding shelving. Bins are resistant to weak acids and alkalis. Sturdy one-piece construction is water, rust, corrosion proof and guaranteed not to break.

Mobile Stacking Bins



Length	Width	Height
23.875"	16.5"	14.5"
23.875"	18.25"	15.5"
29.25"	18.375"	15.5"
29.875"	11"	13.5"
29.875"	16.5"	14.5"

Mobile stacking bins are perfect for transporting heavy or bulky items, offering huge storage capacity and the versatility you need to make the most of your space. These heavy-duty plastic storage bins save space by securely stacking atop each other, and can sit on wire shelving and steel shelving. Resistant to weak acids and alkalis, mobile stacking bins are sturdy; their one-piece construction is water, rust and corrosion-proof. Mobile stacking bins come with swivel casters with brakes. Bins can stack with casters installed.

Heavy-Duty Stacking Bins



Length	Width	Height	Capacity (Lbs.)
20.5"	8.25"	7"	60
20.5"	11"	7"	75

Heavy-duty stacking bins are rugged, stackable shelf bins. These stacking storage bins are designed for heavy and bulky items. Strong, durable industrial-grade polymer construction.

Inventory Indicator Bins




Effective inventory control at a glance! The two-toned indicator bins are a single-bin system featuring a colored trigger side to indicate low inventory and prevent stock-outs and assembly line interruptions. Never run out of inventory!

HOW TO USE

- 1.Stock the indicator bin using the divider to designate volume for the inventory reserve.
- 2.Pick from the blue side of the bin until you reach the divider.
- 3.Flip the bin to the orange to indicate low stock.
- 4.Refill the bin and repeat!

Length	Width	Height
11.625"	4.25"	4"
17.875"	4.25"	4"
11.625	6.75"	4"
17.875"	6.625"	4"

Six Compartment Bins



Six compartment storage bins with a sturdy, one-piece design. These compartment bins are water, rust, and corrosion proof. Bins nest when empty and can be stacked using a dowel rod (not included) for vertical space utilization. Perfect for assembly, kitting, or work-in-process operations.

Length	Width	Height
12"	33"	5"
18"	33"	5"


Hopper-Front Stack Bins



Multipurpose hopper front containers are heavy duty stackable storage containers designed to hold almost anything. These durable plastic storage bins stack to form tall, stable storage arrangements on floors or standard industrial shelving. Quality construction makes them virtually unbreakable. Large radius corners and reinforced ribbing add strength and stability when stacked. Wide-hopper front allows easy access to bulky items while large comfort grip handles make transporting easy.

Length	Width	Height
17.5"	10.875"	12.5"
15.25"	19.875"	12.44"
17.5"	16.5"	12.5"


Trays



**Conveyor and assembly trays** are specifically designed for component assembly and for compatibility with conveyors or cart transport systems. Various configurations include dropped sides or ends, and stacking designs.




**Composite work surface trays** are designed for use in assembly, rework, and soldering, areas. They can be continuously used in temperatures ranging from -60°F to 250°F. Resistant to chemicals, flux, and hot solder including cutting oils, greases, mild acids, and alkaline solutions.




**Tray mats** feature a conductive bottom layer with a static dissipative top, which is ideal for work flow tops.

Bulk Containers

Corrugated Plastic Containers



**Shelf Containers** are ideal for small inventory parts. Self-locking by folding over ends and securing with tab locks that can be welded.



**Nestable Totes** are ideal for conveyors, mail rooms and large inventory items. Can be nested to save space.



**Design Style Trays** have flaps on both sides and ends that are folded to make a tray.

Stacking Containers



Ideal for forgings, machined parts, stampings, ceramics, rubber, and other hot parts emerging from molds or processing machines. Impervious to standard cutting oils, grease, and solvents, and easily cleaned with hot water or steam with standard detergents.

- Heavy duty for sturdy load support
- Stacks securely and protects contents

Inside Dimensions: L x W x H	Order Set Qty.	Weight (Lbs.)
17" x 11" x 1.625"	20	46
21.125" x 11.125" x 1.25"	30	74
21.125" x 11.125" x 3"	12	45
21" x 11" x 5.875"	6	32
21" x 11" x 4.25"	8	38
18.875" x 9.5" x 3.25"	18	68
18.5" x 9.75" x 4.875"	10	56
18.675" x 9.75" x 2.25"	20	65
25.375" x 19.375" x 1.375"	12	50
23.875" x 15.875" x 2.875"	6	33
23.875" x 15.875" x 4.25"	8	50
23.875" x 15.875" x 5.75"	6	49

Nest and Stack Containers



Perfect for assembly line use, conveyors, and carrying or storing material or fabricated parts. These totes save valuable space, stack when full, and rotate 180° to nest when empty. Molded-in handle areas provide safe ergonomic handles.

- Features reinforced composite material for rough and unique applications
- Optional casters available

Inside Dimensions LxWxH	Order Set Qty.	Wight (Lbs.)
17" x 11" x 1.625"	20	46
21.125" x 11.125" x 1.25"	30	74
21.125" x 11.125" x 3"	12	45
21" x 11" x 5.875"	6	32
21" x 11" x 4.25"	8	38
18.875" x 9.5" x 3.25"	18	68
18.5" x 9.75" x 4.875"	10	56
18.675" x 9.75" x 2.25"	20	65
25.375" x 19.375" x 1.375"	12	50



Crated Bulk Containers

Crated bulk containers protect product during picking, assembly, processing, storage and distribution applications in many industries, including pharmaceutical, poultry, automotive, appliance, aerospace, bakery, produce, apparel and electronics. Bulk containers are available in light-duty, medium-duty, and heavy-duty designs to meet a wide range of application requirements. These pallet containers are available in collapsible, straight-wall, and nestable styles and offer the strength and rugged durability demanded in today’s material handling and distribution systems. Add custom designed dunnage for the safe and efficient protection of parts and components throughout your supply chain.

L x W	No. of Heights Available	Features
47.24" x 39.37"	3	heavy load cap.
30" x 16"	1	heavy duty
32" x 30"	7	high density
40" x 48"	15	heavy load cap.
48" x 45"	21	high efficiency
56" x 48"	4	long products
62" x 48"	3	long, heavy parts
64" x 48"	3	long products
65" x 48"	5	long products
70" x 48"	5	long products
78" x 48"	2	extra long products



Crated Bulk Containers: Accessories

Side-Loading Containers:



Add versatility with side-loading bulk containers; ideal for delivering sequenced parts to the line. Replace heavy metal transport racks with this durable, one-piece bulk solution to handle and deliver parts to the line faster than ever. These containers prevent product shift or damage from dust /contaminants during transport with multiple closure options, including a heavy-duty vinyl curtain with easy Velcro closure.

Detached Covers:



Protect product from dust and contaminants during storage and transport.

**Bulk Transfer and Security Containers**

Efficient by design, bulk carts and bulk security carts are also highly versatile. The high cube design provides maximum capacity while using less floor or truck space than conventional utility containers. The containers can be outfitted with a wide assortment of options that increase the adaptability to virtually any application and most industries.



Length	Width	Height
48"	29"	56", 57"
60"	29", 30", 33"	40", 75"

**Ribbed Wall Shipping and Storage Containers**

The ribbed wall design allows these rugged containers to be lighter in weight without compromising strength, stacking ability or the security needed for today's demanding shipping and storage requirements. Lower weight means lower freight costs and increased handling efficiency.



Length	Width	Height
31"	22"	15"
41"	28"	26.5"
41.5"	28.75"	30"
42"	34"	42"
43"	26.5"	24"
44"	44"	23"
44"	44"	29.5"
45"	30"	33"
51"	22.5"	19"

**Smooth Wall Shipping and Storage Containers**

The smooth, seamless design of our smooth wall containers meet the needs of virtually any industry where sanitation or easy clean-up is essential. The wide molded perimeter makes handling easy, while adding strength for those extra heavy loads. The sanitary, easy to clean surface and resistance to moisture, acids, oil and most chemicals makes smooth wall containers the ideal design for processing, distribution or storage of any bulky item, from frozen food to machine parts.

Length	Width	Height
23.5"	20"	41"
38.5"	26"	16"
38.5"	26"	25"
43.5"	29"	29"
48"	32"	32.5"
54"	37.5"	29"
56"	25"	30"





Road Cases

The SC and RC lines feature a double wall lid and powder coated, internal steel frame for maximum stacking capability. Lids have molded wheel pockets for secure stacking of RC cases in transit or during storage. The RC models are equipped with heavy duty polyurethane casters, mounted on a recessed 3/4" painted plywood base. Both style cases have four spring loaded, rubber gripped chest handles and two padlock-able wing turn latches.

Length	Width	Height
45"	22.5"	25"
45"	30"	27.3"
45"	22.5"	31"
45"	30"	34"



Utility Container Trucks

Designed and constructed for rugged industrial use, utility container trucks feature high quality, quiet rolling casters that make maneuvering even in the tightest spots safe and easy. Economical to own, utility container trucks are virtually maintenance free. The smooth, sanitary body is nonabsorbent, easy to clean and is approved for contact with food.

Length	Width	Height
38"	25.5"	19"
38"	20"	27"
38"	25.5"	29"
40"	28"	30"
41"	34"	42"
43"	29"	34"
47"	31"	39"
53"	36.5"	35.5"
55"	24"	35.5"



Corrugated Steel Containers



**Bulk**  
Bulk containers are the ideal choice for heavy-duty and reusable packaging. Choose from solid steel rigid and folding bulk containers. Flat or corrugated sides and floors available. Great for small parts storage.

- Capacity: up to 6,000 lbs.
- Gate Options: full, half drop, partial or none
- Accessories: feet, casters, runner bars, fork tubes, pin/post, customer ID plates, angle iron or tube corners



**Wire Mesh**  
Rigid and folding wire mesh containers are a premium solution to your product storage needs. 2" x 2" and 2" x 4" mesh are standard and provide excellent product visibility.

- Capacity: up to 6,000 lbs.
- Gate Options: full, half drop, partial or none
- Accessories: feet, casters, runner bars, fork tubes, pin/post, customer ID plates, angle iron or tube corners

Wire Mesh Containers

Heavy-duty

Designed with a heavy-duty base for long life cycles, these feature four latch bolts for quick assembly and include a half drop gate on the long side. When fully-loaded, they stack up to four high.



Inside (Usable)		Overall Dimensions
30" x 38" x 28"		32" x 40" x 34.5"
38" x 46" x 24"		40" x 48" x 30.5"
30" x 46" x 30"		40" x 48" x 36.5"
38" x 46" x 36"		40" x 48" x 42.5"

Light-duty

Light-duty, all wire containers that offer four-way entry for forklifts and pallet jacks. Each container stacks four high when fully loaded and up to 30 high when collapsed to save valuable floor space.



Inside (Usable)		Overall Dimensions
31" x 41.5" x 33"		33" x 43" x 39"
38" x 46" x 32"		40" x 48" x 38"
38" x 46" x 39"		40" x 48" x 45.5"
38" x 70" x 40"		40" x 72" x 46"

Corrugated Steel and Wire Mesh Container Accessories



**Dolly**  
Allows for easy movement of containers without the use of a forklift.



**Casters**  
A quick solution to mobilize containers without interfering stackability.



**Security Lid**  
Provides security for parts in storage or transit.



**Divider**  
Allows for multiple products to be stored in one container for maximum utilization.

Stack and Nest Containers

Designed to be nestable and stackable, improve your company's performance with durable, plastic distribution containers. Containers nest snugly and stack when rotated 180°, making storage and distribution simple.

Top		Bottom		Overall
Length	Width	Length	Width	Height
23.6"	11.6"	21.6"	13.7"	10.7"
23.6	11.6	21.6"	13.7"	10.7"

Note: "V" denotes vented side walls.



Nestable Containers with Attached Lids

New plastic hinge design offers better safety features and more durability than traditional metal hinge containers. Ergonomic carrying handles are designed for safer lifting with a multi-fingered lid design that provides tamper-resistant security. Secure plastic hinges make containers safer to handle and easier to recycle at end-of-life.

Duty	Length	Width	Height	Volume
Standard	19.6"	11.6"	9.3"	0.5 ft <sup>3</sup>
Standard	21.9"	15.3"	13.3"	1.3 ft <sup>3</sup>
Heavy	21.9"	15.5"	13.2"	1.3 ft <sup>3</sup>
Standard	21.9"	15.2"	12.7"	1.7 ft <sup>3</sup>
Heavy	21.9"	15.5"	12.8"	1.7 ft <sup>3</sup>
Heavy	21.9"	15.2"	13.0"	2.3 ft <sup>3</sup>
Standard	25.3"	16.3"	13.3"	2.2 ft <sup>3</sup>
Standard	27.3"	17.2"	14.6"	2.5 ft <sup>3</sup>
Heavy	28.1"	20.8"	18.8"	3.8 ft <sup>3</sup>




Small Collapsible Containers

Foldable containers provide strong, secure materials handling within minimal space. Collapsible containers are durable and reusable while providing optimal storage and stacking. In addition, these hand-held foldable containers are AIAG 48x45 compatible and offer key features that provide flexible use no matter what your application.

- Available with vented or solid side walls
- Optional access doors available
- Available with flat or cross stack bottom

Length	Width	Height	Folded Height	Volume
23.9"	22.2"	7.4"	2.8"	1.2 ft <sup>3</sup>
23.9"	22.2"	9.5"	3.5"	1.6 ft <sup>3</sup>
23.9"	22.2"	10.9"	3.5"	1.8 ft <sup>3</sup>
23.9"	22.2"	13.7"	3.5"	2.3 ft <sup>3</sup>



Large Collapsible Containers



- FEATURES
- Collapsed Height: 25"
  - 2 door openings
  - 4-way pallet base entry
  - Injection molded polypropylene

Dimensions	Length	Width	Height
Outer	48"	56"	50"
Inner	44.5"	52.5"	45"



### Thermoformed Containers



Constructed from high-density polyethylene, these thermoformed containers are lighter in weight, making them easier to handle for worker safety and more cost-effective to transport. They don't harbor pests or bacteria, which make them ideal for shipping agricultural, pharmaceutical, and healthcare products. Additionally, they prevent decay in wet climates and offer protection from moisture.

#### FEATURES

- High-density polyethylene
- Overall Width: 44"
- Overall Depth: 54"
- Overall Height: 30.5"

### Thermoformed Pallets



Unique lids for pallet pack options, these pallets are thermoformed from single or twin sheets of high density polyethylene and can be configured with optional seat belts for extra secure transport.

#### FEATURES

- Outer Dimensions: 40" x 48" (standard)
- 4-way entry
- Lipped edges
- Floor Capacity: 2,500 lbs.

### Container Sleeves



Sleeve packs are comprised of a pallet, sleeve, and top cap and is an economical collapsible bulk container for lighter weight loads. Select pallets feature a locking tab that secures the sleeve to the pallet and top cap. Sleeves can be fabricated from paper or plastic corrugated materials with custom features designed to meet a variety of applications. Multiple custom sleeve heights and designs are available. Sleeve packs are available with drop panels, split-sleeves, and steel wire reinforced walls; the pallet/ top cap design allows for maximum cube utilization in trailers.

#### FEATURES

- Stackable: up to 4 high with 1,000 lbs., 5 high with 800 lbs.
- Approximate weight per sleeve: 22 lbs.
- Approximate weight per pallet: 19 lbs.

### Hamper Trucks

Hamper trucks are a durable option for easy transport of products. Standard caster arrangement is all swivel, caster upgrades available on most products.

Most products offer canvas and vinyl-coated nylon material options. Canvas material offers durability while allowing breathability. Vinyl-coated nylon material allows for easy cleaning.



Large Load - Removable

#### **Steel Frame – Permanent**

- Handles at both ends are riveted around the steel rim to provide maximum strength.
- Each unit comes on four swivel non-marking Thermal Plastic Rubber (TPR) casters.
- Available in canvas and vinyl-coated nylon.

#### **Steel Frame – Removable**

- Also available in plated steel.
- Can be used in abusive environments without worrying about material tearing away from the frame.
- Each unit comes on four swivel non-marking thermal plastic rubber casters.
- Available in canvas and vinyl-coated nylon.

#### **Wood Covered**

- Lid provides both security and a handy work surface.
- Comes standard with a lock rod. Snap and chain available upon request.
- Available in canvas and vinyl-coated nylon.

#### **Large Load – Permanent**

- Reinforced steel frame and 4" non-marking polyurethane casters make this truck perfect for transporting larger than normal loads.
- Available in canvas and vinyl-coated nylon.

#### **Large Load – Removable**

- Reinforced steel frame and 4" non-marking Thermal Plastic Rubber (TPR) casters make this truck perfect for transporting larger than normal loads.
- Available in canvas and vinyl-coated nylon.

#### **Narrow Aisle**

- Allows for easy right angle turns.
- Available in canvas and vinyl-coated nylon

#### **Slanted Front**

- Allows for easy loading and unloading, as well as better visibility of contents.
- Available in canvas and vinyl-coated nylon.

#### **Tall Square**

- Square design and steel runners ensure both strength and stability. Versatile product, they are as popular and useful on a construction site as they are catching clothes under a laundry chute.
- Available in canvas and vinyl-coated nylon.

#### **Canvas Tall Round**

- Round steel frame provides a sturdy shape while the reinforced handles guarantee safer carrying even with the heaviest loads.

#### **Vinyl-Coated Nylon Tall Square with Slanted Front**

- Tall design saves space while the slant front provides easy access for loading and unloading.



Slanted Front



Narrow Aisle



Wood Covered



Permanent Frame



Tall Square



## Hampers - Continued

### Hamper Baskets

Each hamper basket comes standard on Northern Hardwood runners, allowing them to slide smoothly across floors, making them ideal for all types of environments such as industrial laundries and delivery trucks. Their flat steel bottom provides added strength and dependability to the base.

Most products offer canvas and vinyl-coated nylon material options. Canvas material offers durability while allowing breathability. Vinyl-coated nylon material allows for easy cleaning.



#### Steel Frame – Permanent

- Available in canvas and vinyl-coated nylon.

#### Steel Frame – Removable

- Available in plain or plated steel.
- Available in canvas and vinyl-coated nylon.

#### Tall Square

- Square design ensure both strength and stability.
- Perfect for commercial uses such as catching towels in locker rooms or holding linen in industrial laundries.
- Available in canvas and vinyl-coated nylon.

#### Tall Round

- Reinforced handles guarantee safer carrying even with the heaviest loads.
- Perfect for commercial uses such as contractors, landscape gardeners, and locker rooms.
- Available in canvas and vinyl-coated nylon.



Wood Covered



Tall Round

#### Canvas Wood Covered

- Comes standard with a lock rod. Snap and chain available upon request.

### Casters

Made from industrial grade polyurethane, these casters will not mark up floors. Available in 3", 4", or 5" diameters in rigid and swivel styles.



### Spring Lift Platform

Designed to keep work within easy reach, eliminating fatigue of stooping and bending. The strength and durability of their steel springs enable them to raise and lower heavy loads with absolute ease.



### Handles

Smooth surfaced polyethylene handles can service multiple carts. They are lightweight, easy to clean and install in seconds.



### Work Benches and Workstations

The right workbench can help increase employee comfort and productivity. With many customization options, an ergonomic design, and heavy-duty craftsmanship, there is a workbench solution for every operation.


Workbenches can be customized to fit individual requirements including table heights, work surfaces, drawers, hooks, cabinets, shelves, etc. Workbenches can be welded together and shipped to you ready to use, saving you valuable set-up time.

#### Industrial Bench Tops



##### **Wood Comp (Particle Board Core)**

- 45 lb. industrial grade particle board core
- 1.75" thick
- 0.375" thick top and bottom
- Banded on all sides with lumber



##### **Plastic SE (Particle Board Core)**

- 45 lb. industrial grade particle board core
- 1.625" thick
- High-pressure laminate top and sides
- 90° corners, edged in vinyl



##### **Economy Top (Particle Board Core)**

- 45 lb. industrial grade particle board core
- 1.25" thick
- 0.125" thick top



##### **Maple "Butcher" Block**

- Solid wood laminated strips
- 1.75" thick
- Edge-grained
- Edge Styles: standard, bullnose, and straight



##### **Plastic TM**

- 45 lb. industrial grade particle board core
- 1.25" thick
- High-pressure laminate top
- Rounded corners, edged in vinyl



##### **Maple Locker Bench**

- Solid wood laminated strips
- 1.25" thick
- Edge-grained
- All corners and edges come machined with a 0.375" radius

#### Packaging Stations



Specifically designed to keep the most frequently used materials easily within arms reach for added comfort and increased accessibility. Task-specific components allow for the creation of the complete packaging station.

##### **COMPONENTS**

- Under-bench carton storage
- Under-bench tissue shelf
- Overhead carton storage
- Overhead support frame
- Adjustable catalog shelf
- Height adjusters (31" - 37")
- Bin rail
- Shop light
- Four outlet power strip
- Slide-out keyboard tray
- Overhead roll holder
- Flat screen monitor arm

##### **Standard Style**

- Basic packing bench
- Complete packing bench
- Wood comp, laminate, and maple tops

##### **Standard Overall Sizes**

- 30" D x 60" W x 31" H
- 30" D x 72" W x 31" H

### **Cabinet Workstations**

Designed to do much more than store items, cabinet workbenches easily become an integral part of the operation. The cabinet interiors are undivided and have an adjustable full width shelf. All door handles have locks, and the drawers utilize 100 lb, full extension ball bearing slides. The clearance above the floor allows workers to clean under the cabinets as needed. Add one or more of the following components to complete your work area.



#### **COMPONENTS**

- Overhead support frame
- Full width 24" pegboard (0.25" holes)
- Bin rails
- Shop light (without bulbs.)
- Pegboard shelves
- 14" x 14" overhead lockers
- 4-outlet power strip

#### **Standard Overall Sizes**

- 30" D x 60" W x 34" H
- 30" D x 72" W x 34" H
- 30" D x 96" W x 34" H

#### **Standard Cabinet Style**

- Standard cabinet styles
- Doors only
- Doors & horizontally arranged drawers
- Doors & vertically arranged drawers
- Sliding doors

### **Workbenches**

For heavy-duty jobs, tubular steel leg workbenches have superior understructure and strength. From the industrial grade bench tops to the leveling glides under each leg, there simply isn't a better workbench. For a complete bench system to meet practically every need, casters can make the bench mobile and a riser bench can provide additional space.



#### **COMPONENTS**

- 6" height adjustment
- Casters
- Lower shelf
- Bench support apron
- Stabilizing gussets
- Drawer
- 12" riser supports
- Coordinated riser shelf
- Back and end bench stops
- Back and end riser stops
- 4-outlet power strip

#### **Standard Bench Sizes**

- Depths: 24", 30", 36"
- Widths: 48", 60", 72", 96"
- Fixed Heights: 28", 31", 34", 37"

#### **Bench Top Options**


- Wood comp
- Laminate
- Steel
- Maple



### Stretch Wrap Machines

#### Mobile Stretch Wrap Machines

- Ideal for locations that do not have a centralized shipping area and for nonstandard pallet sizes
- Works by placing the guide tire against the pallet or if necessary, against the load. Once in place with the film tied, you can start an automatic wrap cycle. The machine will begin to drive around the pallet applying film according to your preset program.
- Runs on a heavy-duty battery that allows for up to 200 pallet loads per charge
- Small enough to be tucked away in the corner while recharging the battery
- 250% powered pre-stretch for maximum use of stretch wrap
- PLC touch screen control panel
- Fully customized wrap settings including cycle selection, bottom wraps, top wraps, rotation speed, carriage speed going up, carriage speed going down, film tension, photocell delay and starting height.
- Unlimited pallet length
- Photocell for pallet height detection. Options for 94" - 118" load wrap height



#### Fully-Automated Turntable Stretch Wrap Machines

- Significantly reduces the time needed to wrap pallets by automating the pallet wrapping process including film attachment, wrapping, completion detection, and cutting wrapping from pallet.
- For a fully automated wrapping process, conveyor systems can be incorporated to automatically load and unload pallets.
- Each machine is tested and pre-programmed before shipment
- Units available that can accommodate up to 40 loads per hour
- 3800lb – 4400lb load capacity
- 250% powered pre-stretch for maximum use of stretch wrap



#### Fully-Automated Rotary Arm Stretch Wrap Machines

- Significantly reduces the time needed to wrap pallets by automating the pallet wrapping process including film attachment, wrapping, completion detection, and cutting wrapping from pallet.
- For a fully automated wrapping process, conveyor systems can be incorporated to automatically load and unload pallets
- Each machine is tested and pre-programmed before shipment
- Units available that can accommodate up to 50 loads per hour
- Unlimited load capacity
- 250% powered pre-stretch for maximum use of stretch wrap
- Hot weld sealing unit available with some models





### **Semi-Automated Turntable Stretch Wrap Machines**

- Significantly reduces the time needed to wrap pallets compared to manual processes
- Operator places the pallet onto the turntable and attaches the film. The machine then automatically spins the pallet and applies the pallet stretch wrap film uniformly. After the cycle completion, the operator cuts the film and removes the wrapped pallet.
- 20 - 300 maximum loads per day
- 2,600 - 4,400 load capacity
- Low-profile platform models available
- Some models available with powered pre-stretch for up to 60% film wrap savings
- Each machine is tested and pre-programmed before shipment
- Wide range of accessories available, including ramps for loading, scale and label printer, top press plat for holding unstable loads, and kits for use in extreme hot or cold environments



### **Semi-Automated Rotary Arm Stretch Wrap Machines**

- Operator places the pallet under the arm and attaches the film. The machine then automatically spins the pallet and applies the pallet stretch wrap film uniformly. After the cycle completion, the operator cuts the film and removes the wrapped pallet.
- 20 - 300 maximum loads per day
- Unlimited load capacity
- 250% powered pre-stretch allows for 60% film wrap savings
- Significantly reduces the time needed to wrap pallets compared to manual processes
- Each machine is tested and pre-programmed before shipment
- Wide range of accessories available, including safety fencing, light curtain, and extended arm for larger diagonal loads



### **Hand Held Stretch Wrappers**

- Lightweight, freewheeling dispenser helps maintain precision tension and tight, smooth application of wrapping
- Hold rolls up to 8" in Diameter
- Supports rolls 10" - 24" high
- Ergonomic handle to prevent bending and fatigue





## Strapping Machines

### **Automatic Vertical Pallet Strappers**

- High-performance strapping head configured for either PP or PET strapping
- Maintenance is made easy; the strapping head can be rotated on a hinge to access
- Quick and easy strap threading made through an electric push button
- Ethernet router for remote assistance
- Solid steel frame for harsh working environments
- Adjustable tension from the touch screen; you can tighten by time for light loads, or by dynamometer for heavy loads
- Touch screen to adjust up to 30 different settings
- Output: 60-70 pallets/ hour
- Max load width: 55"



### **Automatic Horizontal Pallet Strappers**

- Several configurations available for a variety of applications
- Load width, min./max.: 300mm (11.8") /1300mm (51")
- Load length, min./max: 300mm (11.8")/1300mm (51")
- Height to strap min./max: 110mm (4.33")/ 1400mm or 2700mm (55" or 106")
- Productivity with 2 straps: 90 pallets/hour
- Productivity with 5 straps: 80 pallets/hour
- Revolutionary dynamic arch with active guides
- Self-adjusting mobile floating strap head
- Color illumination at each point in the cycle
- 10" touch screen with useful data and HMI



## Hot Melt Tape

- Superior adhesion properties
- Great for heavy weight or bulky box sealing
- Complies with the Federal Food, Drug, and Cosmetic Act, CFR Title 21, Supart B, Par. 175.105
- CID A-A-1684B
- Available in an array of lengths and thickness



## Loading Dock Items

### Dock Seals

- Creates an airtight seal between the loading dock and the back of a trailer, helping to conserve energy and protect freight from elements
- Nylon reinforced vinyl facings for high strength
- Chemically sealed ends prevent moisture infiltration
- Optional pads to provide protection against wear
- Retractable overhead dock shelter available to match height of trucks



### Dock Bumpers

For protection from damage to trailers, the loading dock, and all dock equipment. Options include:

#### Steel-Faced Dock Bumpers

- For use where the greatest dock protection is required
- Offers high surface abrasion resistance against up and down trailer movement
- Allows bumpers to compress

#### Sliding Dock Bumpers

- As a trailer being loaded moves up and down with the weight of the forklift, the sliding dock bumper moves with the trailer to limit friction and abrasion
- Perfect impact angle for declined docks
- Toughest engineered rubber laminate
- Replaceable bumper pad



#### Laminated Dock Bumpers

- For use in low to medium traffic loading docks
- Can be used as rub rails at the sides of truck wells and as wall protection to absorb forklift impacts
- Customizable to accommodate unusual anchoring conditions


#### Molded Dock Bumpers

- For use in low to medium traffic loading docks
- Can be used as rub rails at the sides of truck wells and as wall protection to absorb forklift impacts



### Dock Lights

- LED and non-LED options
- Fan-mounted lights available
- Feature many arm lengths
- Heavy duty lights for extreme environments available





## Door Track Protectors

- Protects door tracks from impact as forklifts or other vehicles load and unload trucks
- Steel thicknesses of 1/8" (10ga), 3/16" (7ga), 3/8", and 1/4" available
- Available with L-shaped floor mounting plates for extra resistance to impact, or no floor mounting plates for easier installation
- Angled top to prevent hand injury
- Bright yellow powder coat finish for high visibility



## Dock Safety Gates

- Available as a single or double dock gate
- Gates are adjustable to fit a variety of clear opening widths
- Made of heavy-gauge steel and a powder coat yellow finish
- Balanced design allows one person to operate the gate smoothly with only one hand
- A unique dampening system keeps the gate from closing hard
- The gate lifts vertically 90 degrees (without pinch points) to ensure plenty of clearance
- Each model can be locked to prevent unauthorized access
- Approved for fall protection and compliant with OSHA 1910.29, ANSI A1264.1-2017, ISO 14122-3:2016, and Canada OHS SOR-86-304 Part II code requirements



## Dock Traffic Control

### Stop and Go Lights

- Alerts truck drivers and dock personnel to the safety status of docked or docking trucks
- Available with LED or incandescent lighting
- Available in two unit sets (for mounting on opposite sides of door) or single units that can stand alone or be connected to auxiliary safety systems
- Durable plastic housing (in safety yellow or black) will not rust, pit, or corrode
- Several voltage options available, including 12V, 24V, and 115V



### Truck Guide Lights

- Guides trucks backing into the loading dock by providing them clear centering lines while looking in their mirrors
- LED's provide up to 100,000 hours or 10 years of continuous use
- Will not rust, pit or corrode
- Operates in temperatures ranging from -40°F (-40°C) to +185°F (+85°C)
- Moisture, water and weather resistant
- Pre-drilled mounting holes provide easy installation



### Rack and Asset Protection

#### **Rack Armour Column Protectors**

- Protects uprights from forklift damage and possible collapse
- Installed in seconds by snapping the protector onto the upright, without the need to anchor to the floor
- Patented design to deflect and absorb impact
- Suitable for ambient, chilled and freezer environments
- Fits all types of pallet racking and is transferable
- High visibility color for warehouse safety
- Materials are non-toxic and fully recyclable
- Impervious to rust, moisture, mold growth, corrosion, acid, alkaline and most solvents



#### **Steel Column Protectors**

- Protects uprights from forklift damage and possible collapse
- Floor-mounted design
- 3/16"-thick steel construction
- 6" x 7-3/4" footplate
- Fits 3"-wide pallet rack columns (other column widths available)
- Available in several heights, including 12", 18" and 24"
- Custom sizes and designs available
- Highly visible powder coated safety yellow finish



#### **Guardrails**

- Reduces the chance of worker accidents and equipment damage by providing a physical and visual barrier separating work areas from forklift driving areas
- Several heights available
- Single- or double-rail solutions
- Removable rails for increased flexibility and temporary access
- Spring-loaded gate available to allow access through the guardrail
- Highly visible yellow powder coated and UV protected





### **Floor Angle Guards**

- Installed on the floor to protect pallet racking, walls, and equipment from accidental collisions with forklifts
- Constructed from 5" High (127mm) x 3" Wide (76mm) x 3/8" (9.5mm) steel
- Standard Lengths of 24" (610mm), 48" (1219mm), 60" (1524mm), 96" (2438mm) and 120" (3048mm)
- Custom sizes available
- High visibility color for warehouse safety
- Powder coated



### **End of Aisle Protectors**

- Prevents damage from forklift impact to the bottom of the upright, where most damage occurs
- Floor-mounted design
- Thick steel construction
- Footplates for extra durability
- Fits 3"-wide pallet rack columns (other column widths available)
- Available in several heights, including 12", 18" and 24"
- Custom sizes and designs available
- Powder coated safety yellow finish



### **Bollards**

- Used as physical barriers and traffic guides to protect workers, infrastructure, and equipment from collisions and damage by vehicles like forklifts and trucks
- Two different styles: square or pipe
- Several heights available, including 24" (610mm), 36" (914mm), and 48" (1,219mm)
- Several base plate sizes available, including 8" x 8" and 10" x 10"
- Solid steel construction
- Fill with concrete for extra strength
- Bright visual presence reduces chance of accident
- Powder coated and UV protected



Fans

Heavy-duty fans are perfect for truck cooling, picking lines, workstations, aisles, shipping docks, personal cooling, condensation control, and more. Wherever you need air circulation, there's a fan option that can reach it.

Multi-Functional Fans



- Mounting options available to suite many different environments.
- Mounting Options:
  - Column Wall Mount
  - Vehicle Mount
  - Portable Base – with wheels
  - Portable Base – no wheels
  - Rack/Pick Module mount

Size	Air Throw Distance
10"	40'
14"	60'
18"	80'
22"	120'
26"	150'
30"	200'
34"	230'

Ceiling Fans



- A unique 5-blade design that utilizes flaps to produce more CFM at a lower RPM
- Available in customer colors
- Energy efficient

Size	Max Effective Area
8'	4,060 ft <sup>2</sup>
10'	6,850 ft <sup>2</sup>
12'	9,425 ft <sup>2</sup>
14'	12,035 ft <sup>2</sup>
16'	13,915 ft <sup>2</sup>
18'	16,218 ft <sup>2</sup>
20'	17,607 ft <sup>2</sup>
24'	20,000 ft <sup>2</sup>

Shop Floor Fans



- Available sizes: 30", 34"
- Heavy-duty fans are easy to maneuver through doorways and open aisles.
- Quality Marathon ODP motor, 3-speed, 115V, thermally protected
- Factory wired 12-ft cord with plug and rotary switch
- OSHA-approved spiral wire finger guard

# Contact Us

---

 773-839-5529

 [sales@dehdirect.com](mailto:sales@dehdirect.com)

# Connect With Us

---



[www.dehdirect.com](http://www.dehdirect.com)



Scan to download  
the digital brochure

# Corporate Headquarters

---

1746 N. Kolmar Ave.

Chicago, IL 60639